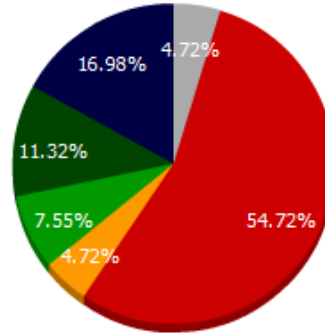


# Bergriver Municipality

## Top Layer KPA

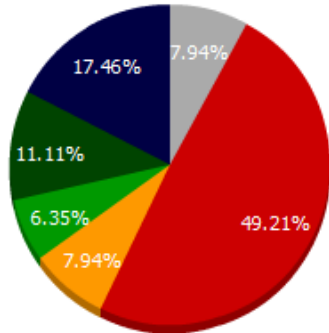
Report drawn on 03 March 2011 at 08:56  
for the months of September 2010 to June 2011.

### National KPAs



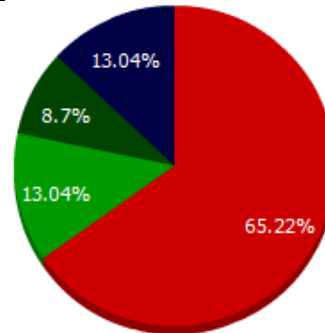
<u>KPI's Extremely Well Met</u> (18 of 106)	<u>KPI's Almost Met</u> (5 of 106)
<u>KPI's Well Met</u> (12 of 106)	<u>KPI's Not Met</u> (58 of 106)
<u>KPI's Met</u> (8 of 106)	<u>KPI's Not Yet Measured</u> (5 of 106)

### Basic Service Delivery



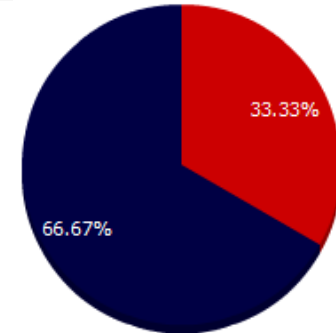
<u>KPI's Extremely Well Met</u> (11 of 63)	<u>KPI's Almost Met</u> (5 of 63)
<u>KPI's Well Met</u> (7 of 63)	<u>KPI's Not Met</u> (31 of 63)
<u>KPI's Met</u> (4 of 63)	<u>KPI's Not Yet Measured</u> (5 of 63)

### Good Governance and Public Participation



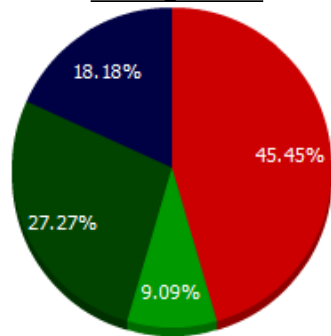
<u>KPI's Extremely Well Met</u> (3 of 23)	<u>KPI's Almost Met</u> (0 of 23)
<u>KPI's Well Met</u> (2 of 23)	<u>KPI's Not Met</u> (15 of 23)
<u>KPI's Met</u> (3 of 23)	<u>KPI's Not Yet Measured</u> (0 of 23)

### Local Economic Development



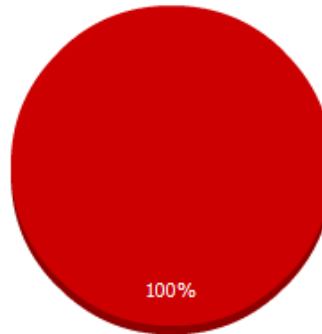
<u>KPI's Extremely Well Met</u> (2 of 3)	<u>KPI's Almost Met</u> (0 of 3)
<u>KPI's Well Met</u> (0 of 3)	<u>KPI's Not Met</u> (1 of 3)
<u>KPI's Met</u> (0 of 3)	<u>KPI's Not Yet Measured</u> (0 of 3)

**Municipal Financial Viability and Management**



<u>KPI's Extremely Well Met</u> (2 of 11)	<u>KPI's Almost Met</u> (0 of 11)
<u>KPI's Well Met</u> (3 of 11)	<u>KPI's Not Met</u> (5 of 11)
<u>KPI's Met</u> (1 of 11)	<u>KPI's Not Yet Measured</u> (0 of 11)

**Municipal Transformation and Institutional Development**



<u>KPI's Extremely Well Met</u> (0 of 6)	<u>KPI's Almost Met</u> (0 of 6)
<u>KPI's Well Met</u> (0 of 6)	<u>KPI's Not Met</u> (6 of 6)
<u>KPI's Met</u> (0 of 6)	<u>KPI's Not Yet Measured</u> (0 of 6)